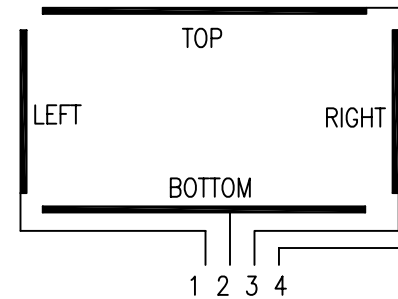


REMARK

1. Glass Thk: 0.7mm
2. Film Type: Non-Glare
3. Total Thk:  $0.95 \pm 0.15$ mm
4. Linearity:  $\pm 1.8\%$  or less
5. Transmittance: 80% or more
6. Resistance  
 $100 < X < 1200$  ohm  
 $100 < Y < 1200$  ohm
7. Connector: FPC
8. General Tolerance:  $\pm 0.3$ mm

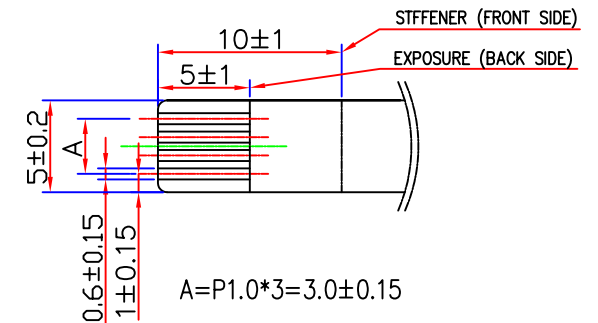
CIRCUIT DIAGRAM



SIGNAL ASSIGNMENT

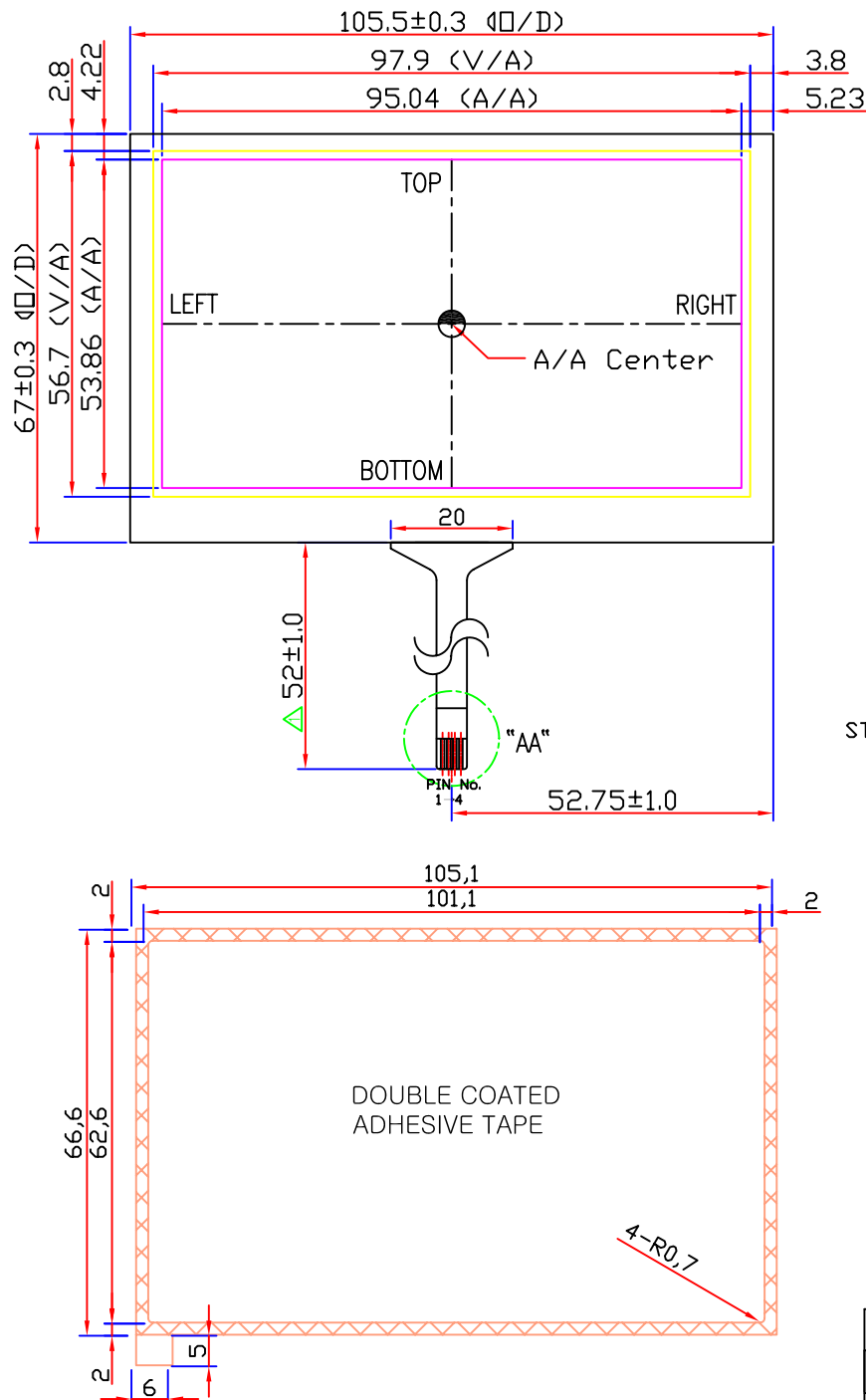
Pin No	Signal
1	LEFT
2	BOTTOM
3	RIGHT
4	TOP

Detail "AA" (Scale=3/1)



Web-Site @ [www.hantouchusa.com](http://www.hantouchusa.com)

**NOTE:** The HantouchUSA Incoming Inspection Standard is part of this drawing. This quality and performance document can be viewed at: [www.hantouchUSA.com](http://www.hantouchUSA.com), under Incoming Inspection Standards.



REV.No.	REVISED	DATE	DRAWN	CHECKED	APPROVED	DRAW
1	△ FPC Change	06.09.06	H. Y. IM	K. B. KIM	T. S. KANG	CHECK
0	NEW DRAW	06.04.03	H. Y. IM	J. H. LEE		DESIGN

APPROVE	UNIT	mm	PROJECTION	DRAWING NO.	REV.
	SCALE	NONE		H6043A-NCOFB54-R	
<b>HantouchUSA</b> Touch Screen Specialists				DESCRIPTION	SHEET
				4.3 TOUCH PANEL	1/1