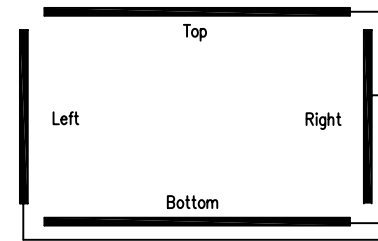


REMARK

1. Glass Thk: 1.1mm
2. Film Type: Non_Glare
3. Total Thk: 1.35 ± 0.15 mm
4. Linearity: $\pm 1.8\%$ or less
5. Transmittance: 80% or more
6. Resistance
 $200 < Y < 900$ ohm
 $200 < X < 900$ ohm
7. Connector: FPC
8. General Tolerance: ± 0.3
9. TFT-LCD: SAMSUNG社(LTC700WV-F01)

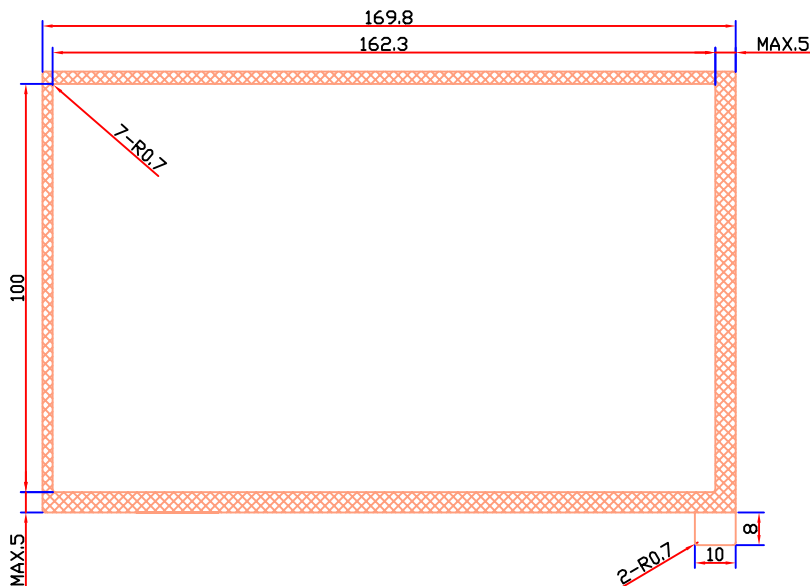
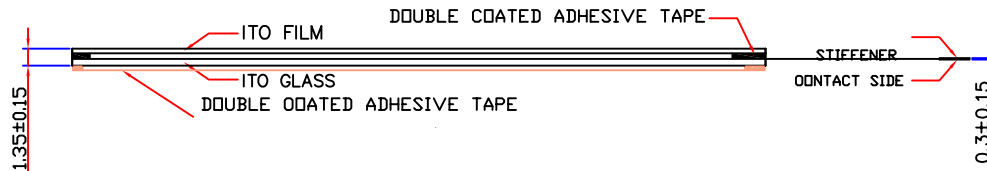
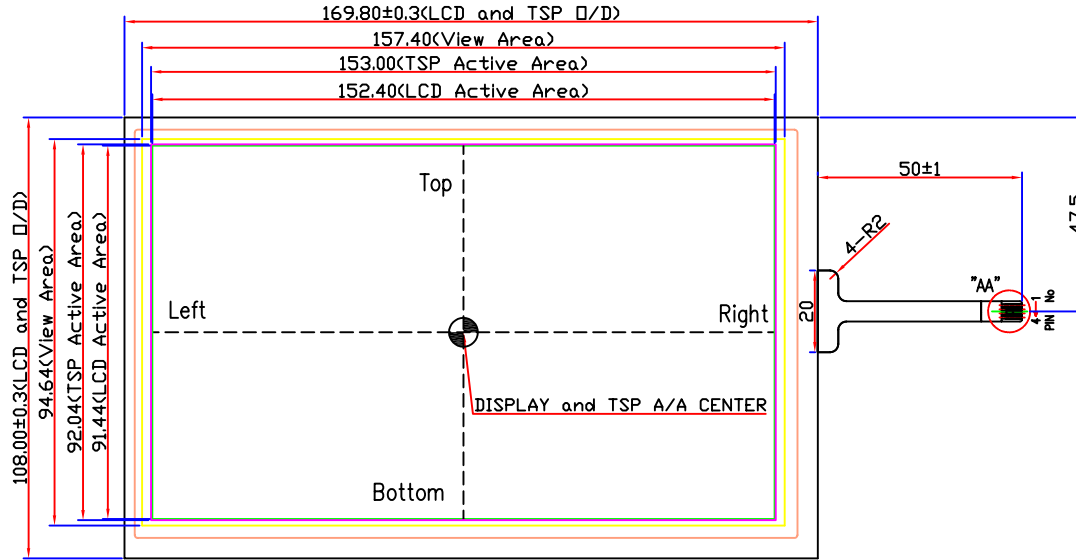
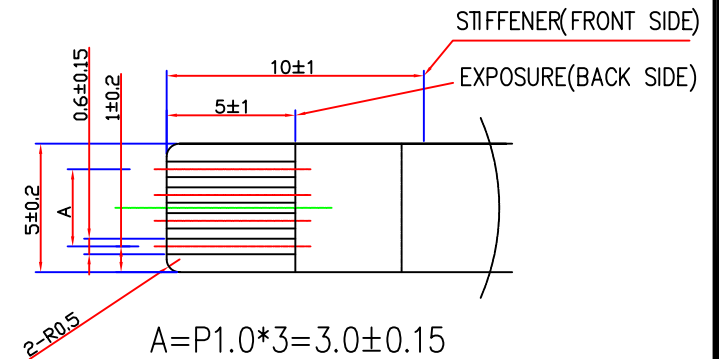
CIRCUIT DIAGRAM

SIGNAL ASSIGNMENT



Pin No	Signal
1	Top
2	Right
3	Bottom
4	Left

Detail "AA" (Scale=3/1)



NOTE: The HantouchUSA Incoming Inspection Standard is part of this drawing. This quality and performance document can be viewed at: www.hantouchUSA.com, under Incoming Inspection Standards.

REV.No.	REVISED	DATE	DRAWN	CHECKED	APPROVED
0	NEW DRAW	05.03.03	J.H.LEE		

APPROVE	STD.TOL	UNIT	mm	DRAWING NO.	REV.
	± 0.3	SCALE	NONE	H5070A-ND0FD52-R	
DESIGN				DESCRIPTION	SHEET
DRAW				7.0 TOUCH PANEL	1/1